

HEXSelector registration guide

Kenneth Meier-Andersen, May 2026


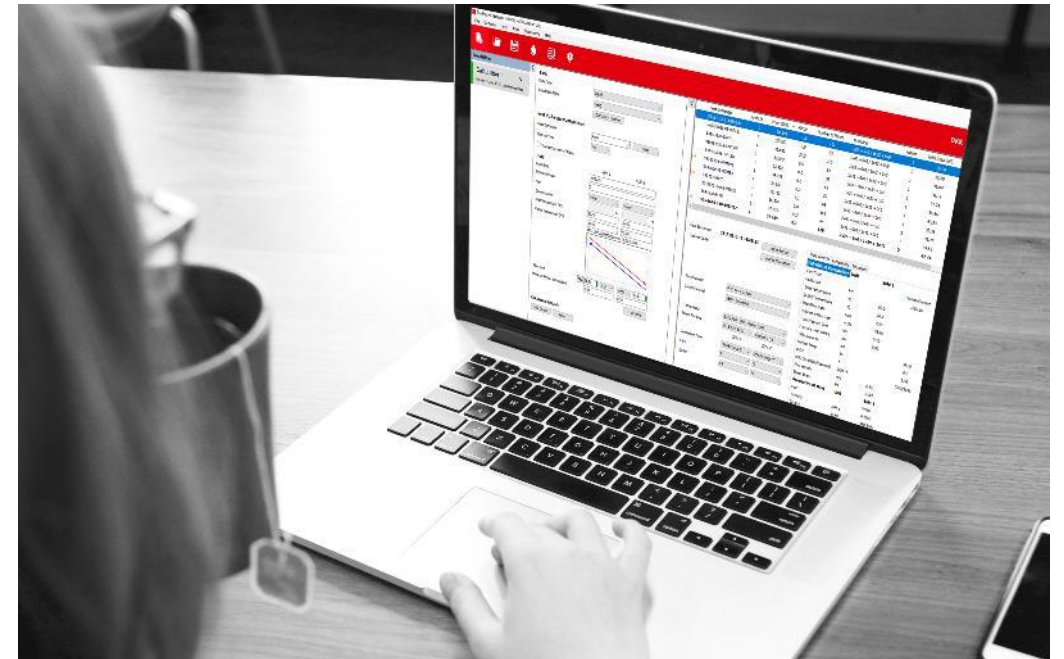


HEXSelector registration & Installation guide



Table of content:

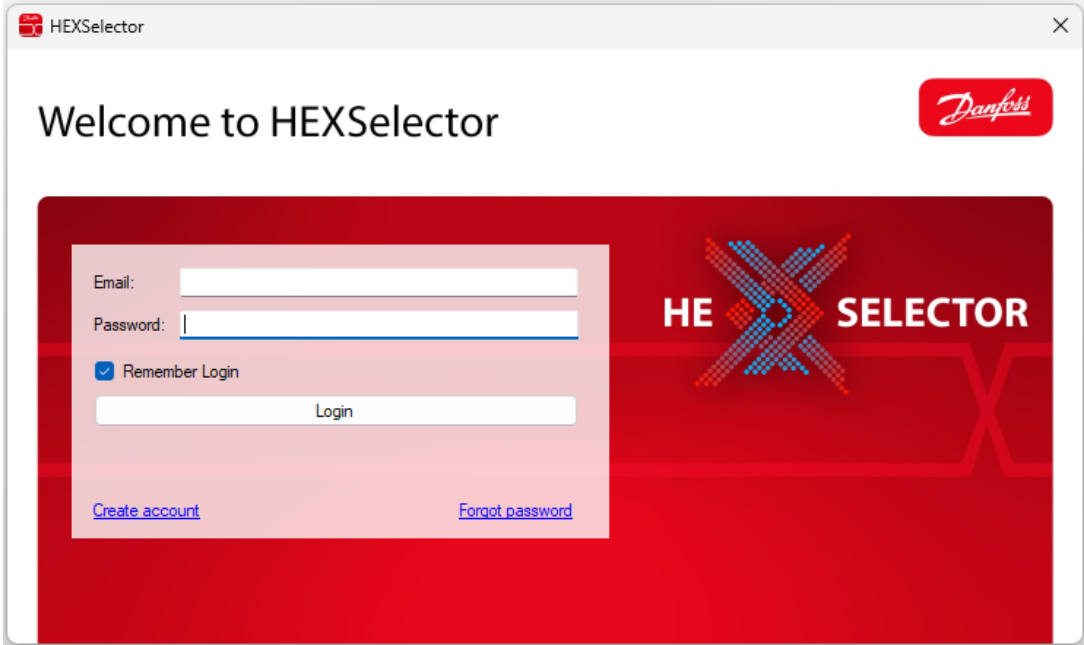
- Registration & download site
- Registration process
- Installation process
- Launch of HEXSelector





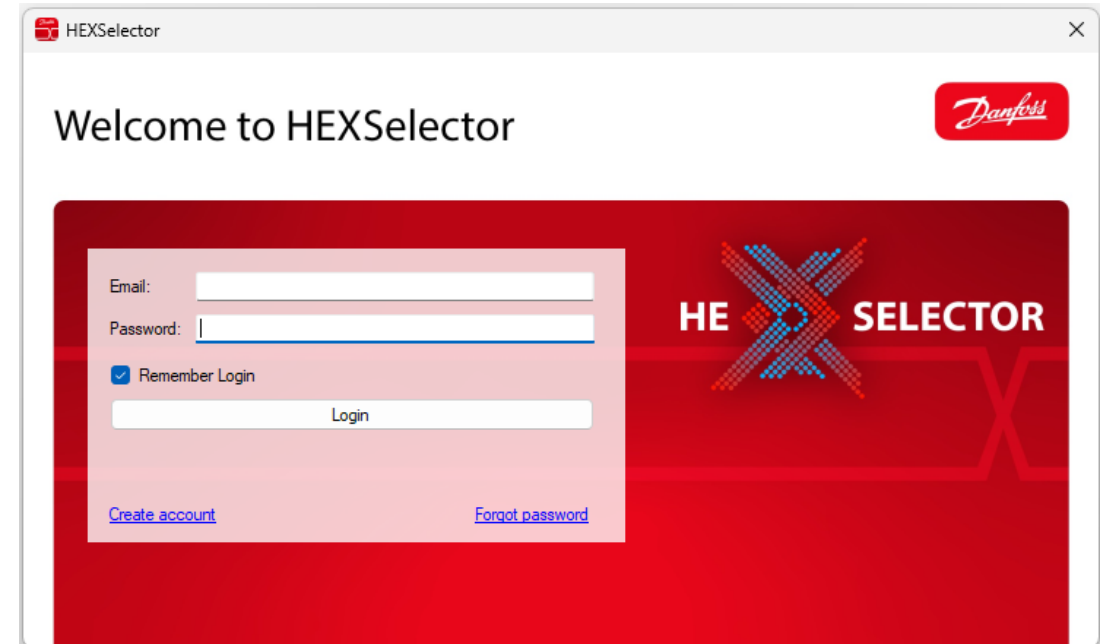
HEXSelector registration & Installation guide

- HEXSelector is a desktop calculation and configuration software for Danfoss plate heat exchangers
- To use it you must request a license, and consent to have your data stored
- We store your data in compliance with the EU Global Data Protection Regulation and Danfoss Privacy Policy
- The installation and registration process require your consent twice
- First at the installation process
- Second via an email sent to you



HEXSelector registration & Installation guide

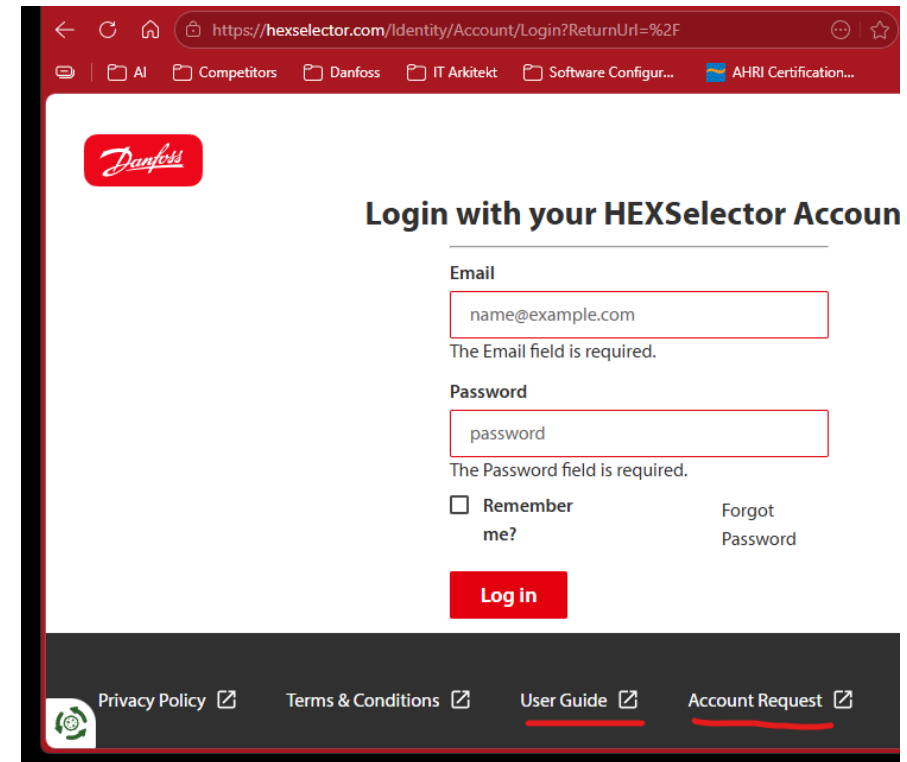
- **Note, we don't support Internet Explorer; please use a different internet browser!**
- Installation process is tested and works well in following browsers:
 - Microsoft Edge
 - Google Chrome
https://www.google.com/chrome/?brand=CHBD&gclid=EAIaIQobChMlp6SendDL5gIVybHtCh2rGAPFEAAAYASAAEglhhfD_BwE&gclid=aw.ds
 - Firefox
<https://www.mozilla.org/en-US/firefox/new/>



Registration & download site



- Start the registration process at the HEXSelector download site
- Link: <https://hexselector.com>
- Press the “Account Request” link in bottom of the page
- This user guide is also available from this site

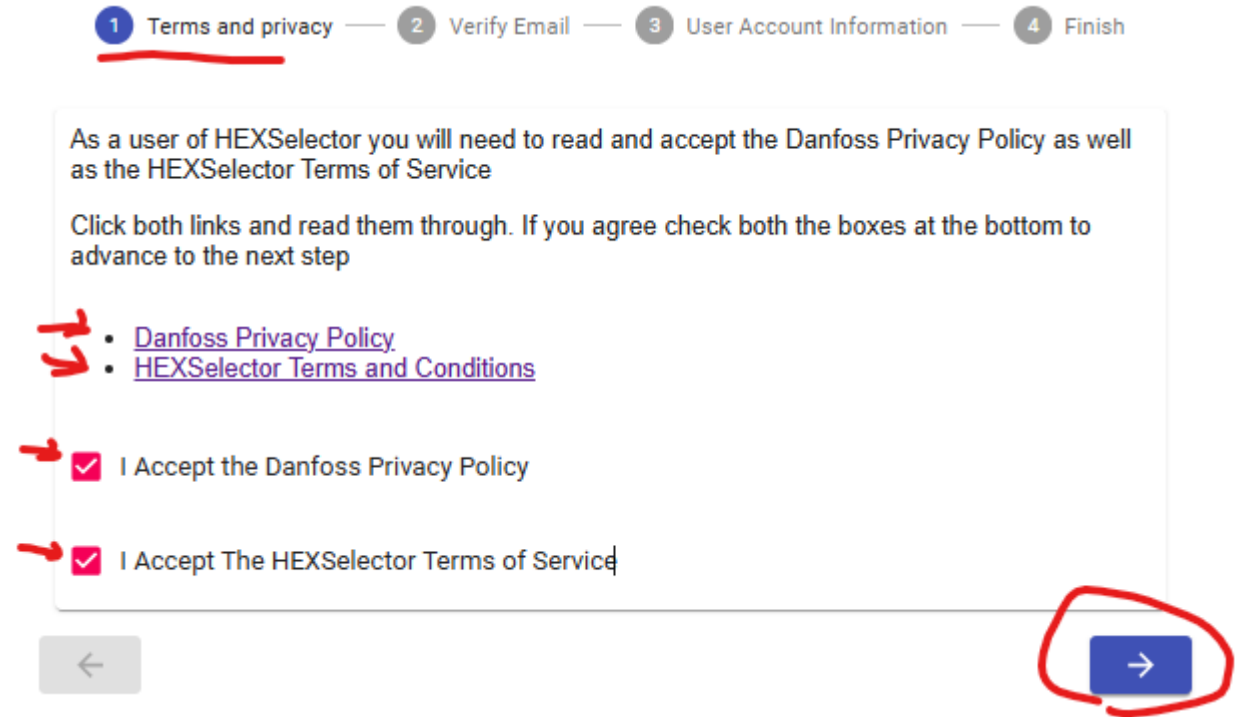


HEXSelector registration process



1. Terms and Privacy

1. Press the "Danfoss Privacy Policy" link and read carefully the document
2. Press the "HEXSelector Terms and Conditions" link and read carefully the document
3. If you can agree to the text in the documents tick on the two boxes and press the arrow in bottom right corner to proceed





HEXSelector registration process

- Second consent you do by typing in the Confirmation Code in an email to be sent to you
1. Type in your email address
 2. Press "SEND" in bottom right side

Progress bar: 1 Terms and privacy (checked), 2 Verify Email, 3 User Account Information, 4 Finish

Verify Email

Before we can continue with the registration process we need to verify your email.
Enter you email below and press the Send Code button

A verification code (6 digits) should be sent to your email. Enter the code in the Code field below and press the Verify button to advance to the next step

Email *

SEND

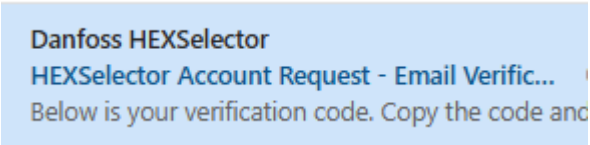
Navigation: ← (blue) → (grey)



HEXSelector registration process



1. An email has been sent to you looking as below



1. Please check you spam filter if you don't see it
2. Type in the Confirmation Code
3. Press "Verify" in right side

✓ Terms and privacy — 2 Verify Email — 3 User Account Information — 4 Finish

Verify Email

Before we can continue with the registration process we need to verify your email.

Enter you email below and press the Send Code button

A verification code (6 digits) should be sent to your email. Enter the code in the Code field below and press the Verify button to advance to the next step

Email * RESEND

A verification code has been sent to your email. Enter the code into the textbox below and press the Verify

Confirmation Code * VERIFY

← →



HEXSelector registration process



1. Type in a password consisting of at least 14 characters
 1. This will be the password you are to use, when starting up HEXSelector
 2. Fill in rest of the fields.
 1. Those in red text are mandatory
 2. You must select "Product Type" prior to selecting the "Segment"
 3. To select the Segment relevant to you, please read the guiding text carefully

Commercial Cooling
Mainly refrigerant/brine for Chillers, Heat Pumps applications and similar. Product is 2-phase brazed heat exchangers.

Industry
Liquid/Liquid and steam/liquid duties for a variety of industrial applications. Product types are gasketed, semi-welded and single-phase plate heat exchangers.

✓ Terms and privacy — ✓ Verify Email — **3** User Account Information — 4 Finish

User Account Information

████████████████████

Password
.....
Password must be at least 14 characters long

Verify Password
.....
Passwords must match

First Name
Thorin
First name is required

Surname
Oakenshield
Surname is required

Company
Company of Dwarfs
Company is required

City
Lonely Mountain
City is required

Company Type
Other
Please select a Company Type from the list

Country
Denmark
Please select a Country from the list

Title
King of Durin's folk

Phone
NA
Phone Number is required

Product Type
BPHE Single Phase
Please select a Product Type first

Segment
Commercial Cooling
Mainly refrigerant/brine for Chillers, Heat
Segment is required

Contact Person

REQUEST

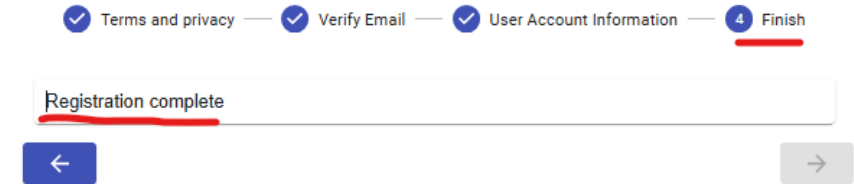
← →



HEXSelector registration process



1. After pressing "REQUEST" in "User Account Information" screen, "Finish" screen informs you the registration process is complete
2. Your request for access to HEXSelector is now pending approval and setting up your account
3. You will receive an email confirmation as soon as your request has been approved and account created



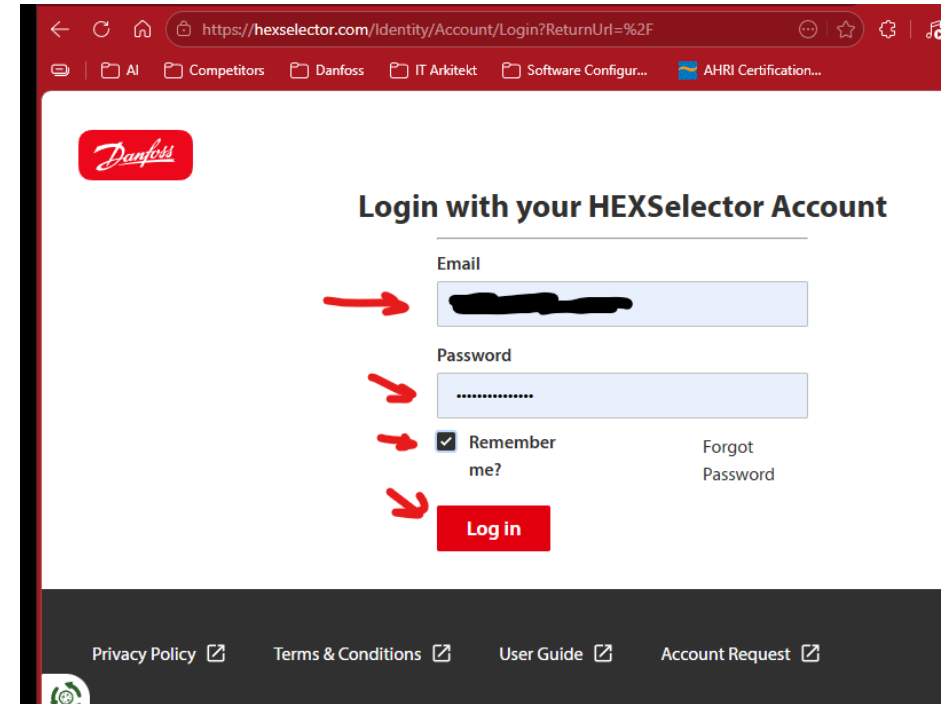
Danfoss HEXSelector
HEXSelector account status: **Approved**
HEXSelector account approved Your account request



HEXSelector Installation process

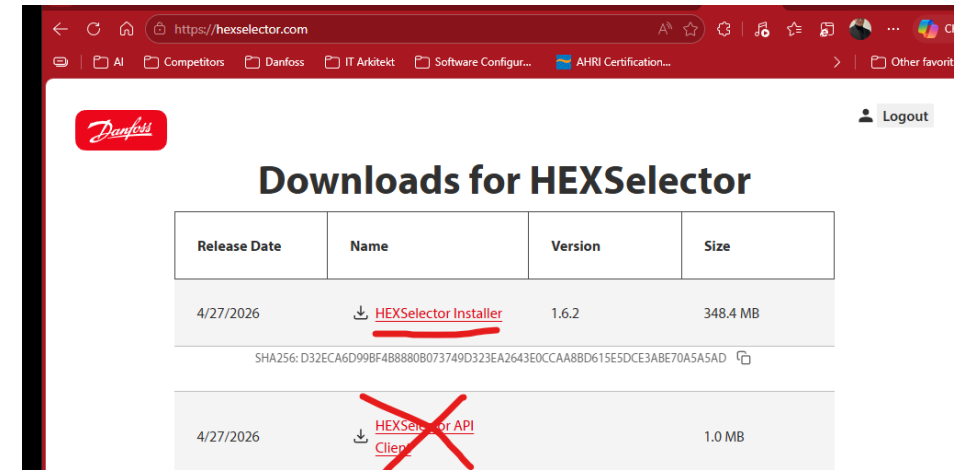


1. After receiving the confirmation email click the link or go back to your browser and type in the url:
 1. <https://hexselector.com>
2. Type in the email and password you used, when registering
3. Press "LOGIN"



HEXSelector Installation process


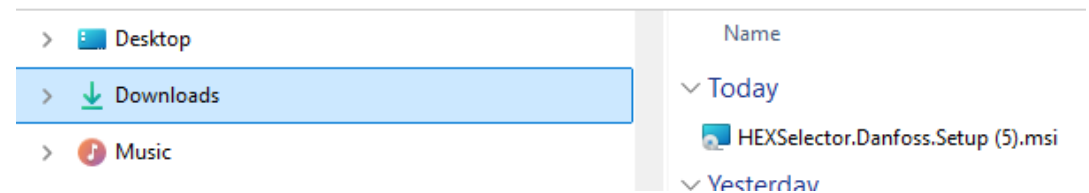
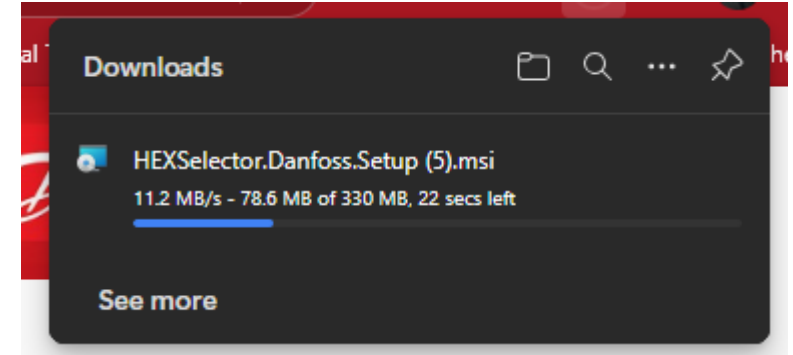
- You are now logged in and can start downloading HEXSelector
 1. Click "Installer files"
 2. Select the installation file "HEXSelector Install"



HEXSelector Installation process




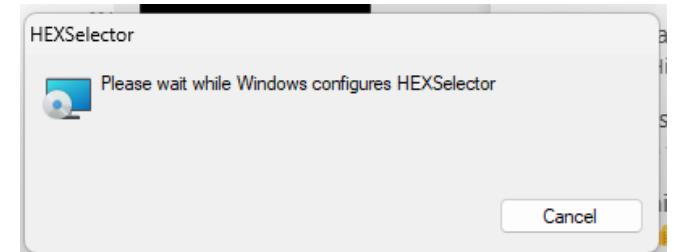
- Download of the installation file has now started
- Please be patient as it may take several minutes
- The installation file will often be downloaded to your "Downloads" folder



HEXSelector Installation process



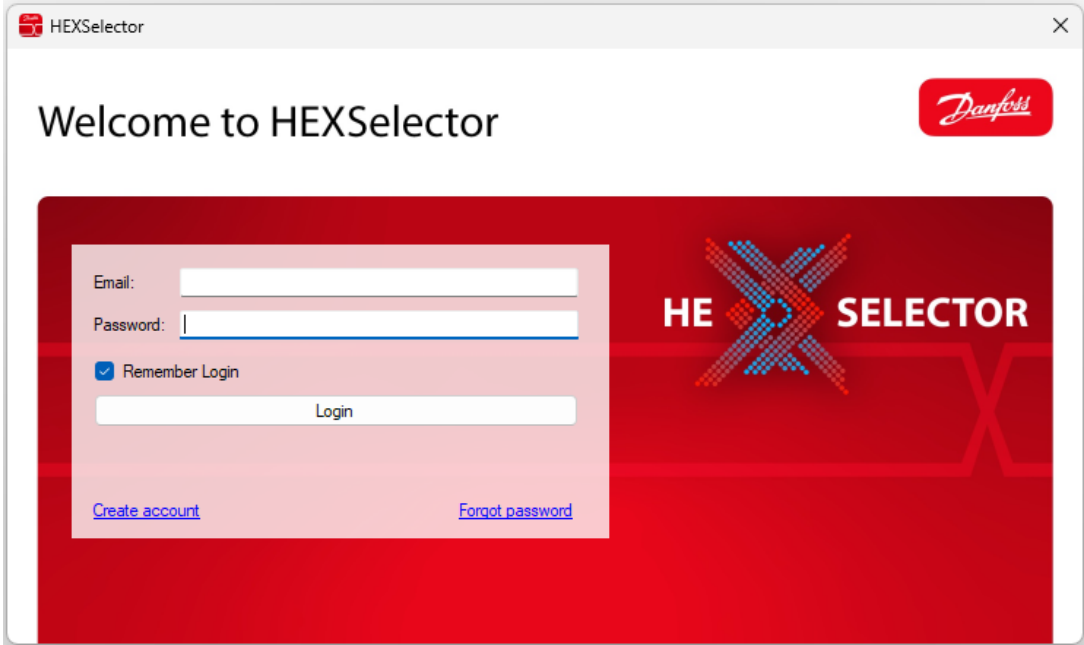
- Double click the installation file and the installation process starts up.
- After a few minutes HEXSelector is installed on your PC and an icon placed on the desktop.





Launch of HEXSelector

- 1. Double click the HEXSelector Icon to start up the login process
- 2. Type in the email you used at the registration process
- 3. Type in the password you used at the registration process
- 4. Press "login" and HEXSelector starts up



Enjoy 😊



HE



SELECTOR

